

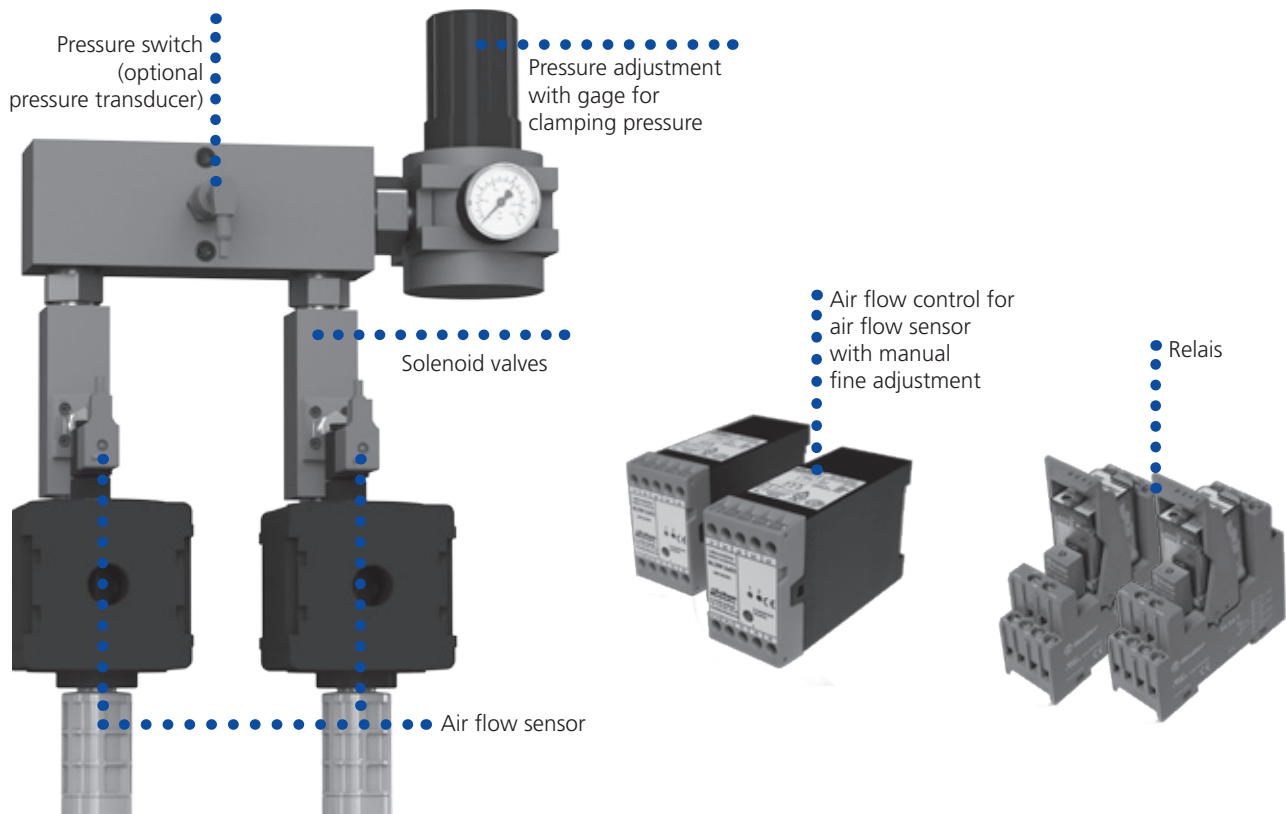
AC-BB

Control unit for
SP and Big Bore chucks

- Electronic safety control unit
- for SP and Big Bore chucks
- without pressure control
- without stroke control

Electropneumatic control unit for SP and Big Bore® chucks

- 1/2" or 3/4" design for SP and Big Bore chucks
- Actuation via foot pedal or push button (not included in the supply range)
- Clamping control via air flow sensors
- Quick chuck actuation via diaphragm valves with quick exhaust
- Airflow control with LED for ready and air flow. Adjustable air flow sensor sensitivity.



SMW-AUTOBLOK Type	Voltage	Size	Id. No.
AC-BB	24 V	1/2"	204288
AC-BB	110 V	1/2"	204289
AC-BB	220 V	1/2"	204290
AC-BB	24 V	3/4"	204284
AC-BB	110 V	3/4"	204285
AC-BB	220 V	3/4"	204286

Standard equipment:


as shown, without hoses and fittings

Approx. dimensions (w x h x d)


222 x 465 x 128 mm

Accessories:

Foot pedal F2 with 4 m cable
Id. No. 013324



Push button with 5 m cable
Id. No. 192942



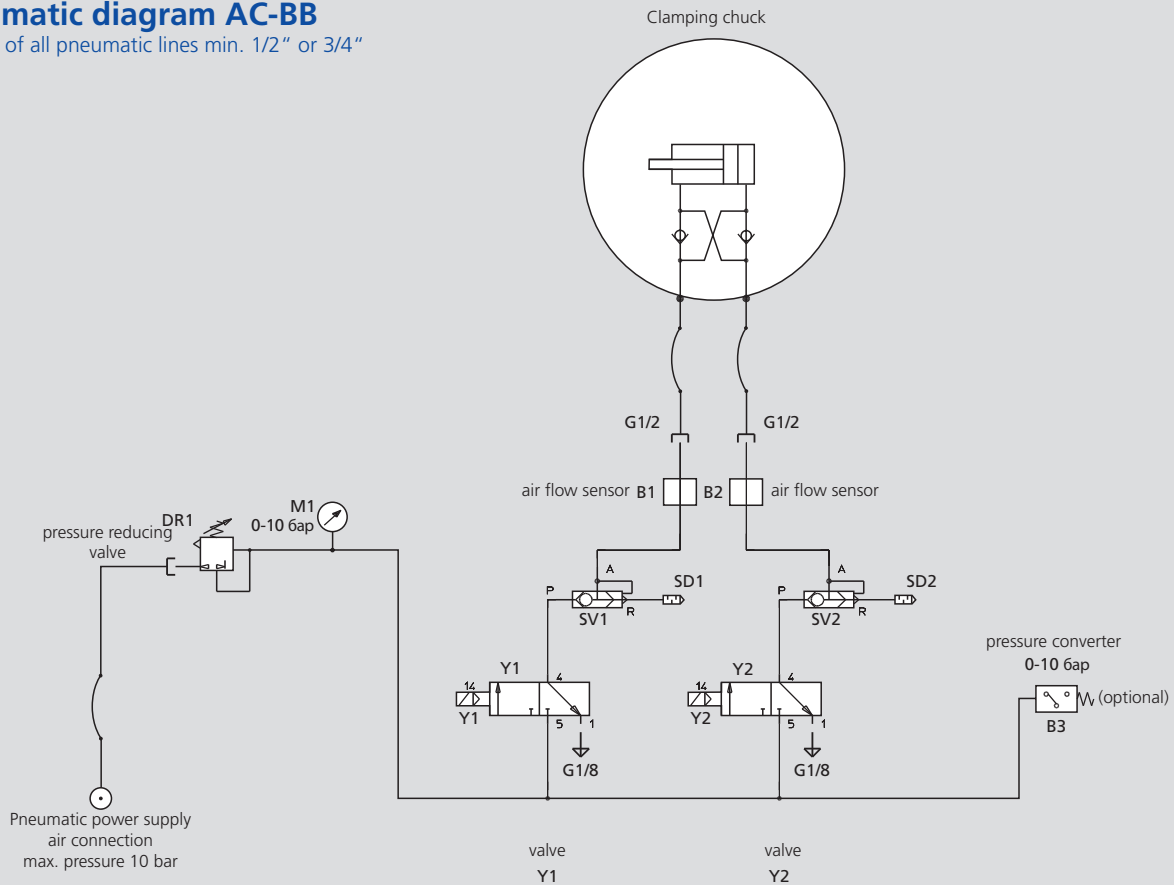
Air service unit
Id. No. 1/2" 192074,
Id. No. 3/4" 199790



- Pneumatic diagram
- Wiring diagram

Pneumatic diagram AC-BB

△ Size of all pneumatic lines min. 1/2" or 3/4"



Wiring diagram AC-BB

